

“Keep our hands clean for healthier tomorrows.”



GENERAL FEATURES

Model : DKYED-1001

Features:

- Portable
- 5 Lt Disinfectant Capacity
- 2 W, 220V / AC Electric
- Sensorless Spraying
- Whole Body and Spray Arm AISI 304 Stainless Steel
- Adjustable high quality plastic feet (Ball Joint Feet)
- Liquid trap tub
- Liquid Exchange, sealed apparatus mounted on the lid
- Lockable canister lid

Dimensions: 40 x 40 x 140 cm (W x L x H)

Optional Features:

- Rechargeable (Cordless) Type
- Level notification indicator
- 10 Liter and 20 Liter Capacity
- Complete AISI 316 Stainless Steel Material
- Communication Module

Note: Since the cap has a sealing element, it is sufficient to change the canister during filling. It is definitely not recommended due to the volatility of ethyl alcohol and isopropane in the transfer of the liquid in the canister to another container or its division into different amounts, and consequently its disinfection ability.

Automatic Hand Disinfection Machine



www.dikeyltd.com



The Importance of Disinfectant

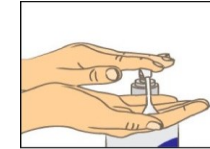
Disinfectant use is one of the most important habits to be protected against epidemic diseases that continue to spread throughout the world. Especially those who are in public areas, eating, drinking something, putting their hands on their faces without disinfecting their hands, etc. Much attention needs to be paid, as it causes the spread of viruses.

Disinfectant is very important for the destruction of organisms such as viruses, bacteria caused by human traffic due to the crowd. Serious attention should be paid to personal hygiene to prevent the spread of infections and diseases. It is very important to wash hands with soap for at least 20 seconds and clean them thoroughly. Except for washing hands, people in public areas should make it a habit to provide hygiene with disinfectant.

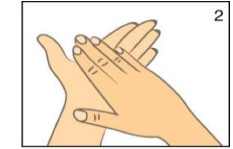
Disinfectant and Soap Usage

Firstly, it is necessary to wash the hands correctly. For the hands to be washed correctly, they are first wetted with clean water and then rubbed with antibacterial soap and disinfected. Then fingertips should be fenced using the palm to thoroughly clean the nails. It is also cleaned by entering between the fingers. This should be done around the clock, especially after getting off public transport, after the toilet, before eating. If your hands are thought to be dirty, they should not be applied to the face. Germs that are rubbed into the mouth, nose, eyes, and ears will cause viruses to spread everywhere.

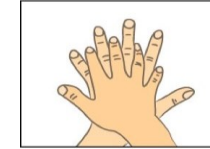
Hand disinfectants are applied just like washing hands, and it is recommended to be applied at any time by ensuring that the hands are cleaned.



1
Apply some sanitizer in the palm of your hand.



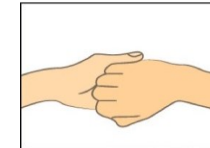
2
Rub your hands palm to palm.



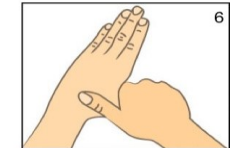
3
Rub the back of each hands with the palm of the other hand.



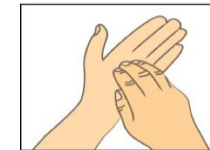
4
Rub the back of each hands with the palm of the other hand.



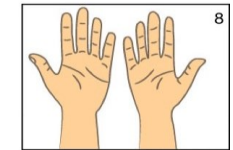
5
Rub the back of your fingers with the opposite palms.



6
Rotate your thumbs in the other hand.



7
Do a circle on your palm with your fingers clasped.



8
Once dry, your hands are safe.

Contact us

**DIKEY MÜHENDİSLİK İNŞ.
TES. SAN. Ve TİC. LTD. ŞTİ.**
Atatürk Mah. Şengün Sok. No:13/3
Ataşehir / İSTANBUL

+90 216 456 64 16
info@dikeyltd.com

Visit our website:
www.dikeyltd.com